


FELLER-BUNCHER/HARVESTER 310B



ELTEC
BY LOGGERS FOR LOGGERS

ENTIRELY MANUFACTURED IN CANADA

ELTEC Feller-Bunchers/Harvesters have been designed to simplify the daily forestry operations. With the new features of the B-Series, work is about to get easier and allow foresters to reach a higher level of performance.



PRODUCTIVITY RELIABILITY ROBUSTNESS

One of the key feature of the B-Series is the new FRS system. Tested in real working conditions, it can withstand any kind of demands. The system is just one clic of a button away: the side keyboard allows to turn the system on and off. Its design allows any operator, either a beginner or a highly qualified professional, to customize the functions to fit his type of operation. Moreover, the smoothness and synchronism of operation tremendously improves the productivity and reduces the operator fatigue as much.



EASY SERVICE ACCESSIBILITY

The spacious engine compartment with steel catwalks is designed to simplify service and maintenance. Once opened, the hood is transformed into a platform for component service. The filtration system is accessible for cartridge replacement. Fast and easy access to the batteries.



LINDE MAIN HYDRAULIC BLOCK

The new Linde main hydraulic block offers the 8 main valves and solenoids integrated system. It controls the pressure directly, therefore, allowing the reduction of hoses and connections. Moreover, it is now positioned higher increasing the space between the block and the rotation unit.



SPACIOUS CAB

In the new B-Series, the front roof has been raised, increasing the operator's view to 72 degrees. The cabin is soundproofed and insulated, equipped with a multi-adjustable air suspension seat, high capacity HVAC system and radio / CD / Sirius player and USB port.

Electronic control devices:

- 2 electronic programmable joysticks and pedals
- 2 backlighted keyboards
- Color screen with full machine interface



With all these specifications, the **ELTEC** Feller-Bunchers/Harvesters will exceed the most demanding expectations of professional foresters.

SPECIFICATIONS

POWER	
Cummins L9 diesel engine	244 kw (327hp) @ 1 900 rpm
Cummins QSL9 T3 diesel engine*	239 kw (320hp) @ 2 100 rpm

CAPACITY	
Fuel Tank	1 117 L / 299 gal US
Hydraulic Tank	284 L / 75 gal US
DEF tank	113 L / 30 gal US

TRACTION DRIVE	
Torque	135 582 Nm / 100 000 lb/ft

MOVEMENT SPEED	
Low	2,2 km/hr / 1,4 mph
Medium	3,0 km/hr / 1,86 mph
High	4,2 km/hr / 2,5 mph

ELECTRICAL SYSTEM	
Voltage	24 V
Alternator	110 amp
Batteries	2 x 1 150 amp
Lightning	LED

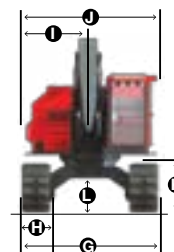

COOLING SYSTEM	
Type	Side by side heavy-duty
Fan	Adjustable reverse cycle, 1 143 mm / 45"

CHASSIS CARRIER	
Chain	D7 - 216 mm / 101"
Track	710 mm / 28"
Undercarriage	D7 Tractor type (9)

SWING DRIVE	
Large capacity swing bearing	1 550 mm / Ø61"
Continuous rotation	8 rpm
Torque	115 243 Nm / 85 000 lb/ft

BOOM SYSTEM		
Interchangeables Hydraulics Cylinders		125 mm / 57"
Optional cylinders		135 mm / 63"
FH30HD	Minimum Reach	3 175 mm / 125"
	Maximum Reach	9 169 mm / 361"
FH33	Minimum Reach	2 500 mm / 98"
	Maximum Reach	10 050 mm / 397"

LIFTING CAPACITY AT BARE PIN	
FH30HD	4 363 kg / 9 600 lbs
FH33	3 894 kg / 8 587 lbs



MEASURES		
A	Overall Track Length	5 207 mm / 205"
B	Overall Height	3 453 mm / 136"
C	Tail Swing (From Swing Center)	3 050 mm / 120"
D	Upper Structure Overall Length	4 200 mm / 166"
E	Traction Overall Width	3 472 mm / 136"
F	Track Width	710 mm / 28"
G	Tail Swing (From Swing Center)	1 422 mm / 56"
H	Upper Structure Overall Width	2 921 mm / 115"
I	Track Height	1 220 mm / 48"
J	Minimum Ground Clearance	864 mm / 34"
	Weight**	36 100 kg / 79 600 lbs

* export only

**Basic without accessories

SPECIFICATIONS

POWER	
Cummins L9 diesel engine	244 kw (327hp) @ 1 900 rpm
Cummins QSL9 T3 diesel engine*	239 kw (320hp) @ 2 100 rpm

CAPACITY	
Fuel Tank	1 117 L / 299 gal US
Hydraulic Tank	284 L / 75 gal US
Def Tank	113 L / 30 gal US

TRACTION DRIVE	
Torque	135 582 Nm / 100 000 lb/ft

MOVEMENT SPEED	
Low	2,2 km/hr / 1,4 mph
Medium	3,0 km/hr / 1,86 mph
High	4,2 km/hr / 2,5 mph

ELECTRICAL SYSTEM	
Voltage	24 V
Alternator	110 amp
Batteries	2 x 1 150 amp
Lightning	LED

COOLING SYSTEM	
Type	Side by side heavy-duty
Fan	Adjustable reverse cycle, 1 143 mm / 45"

CHASSIS CARRIER	
Chain	D7 - 216 mm / 101"
Track	710 mm / 28"
Undercarriage	D7 Tractor type (9)

SWING DRIVE	
Large capacity swing bearing	1 550 mm / Ø61"
Continuous rotation	8 rpm
Torque	115 243 Nm / 85 000 lb/ft

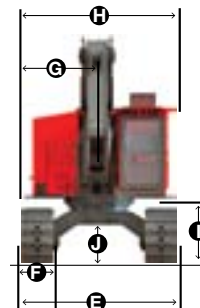
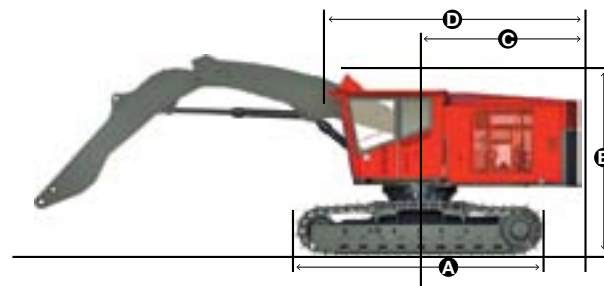

MEASURES		
A	Overall Track Length	5 207 mm / 205"
B	Overall Height	3 453 mm / 136"
C	Tail Swing (From Swing Center)	3 050 mm / 120"
D	Upper Structure Overall Length	4 200 mm / 166"
E	Traction Overall Width	3 472 mm / 136"
F	Track Width	710 mm / 28"
G	Tail Swing (From Swing Center)	1 422 mm / 56"
H	Upper Structure Overall Width	2 921 mm / 115"
I	Track Height	1 220 mm / 48"
J	Minimum Ground Clearance	864 mm / 34"
	Weight**	36 100 kg / 79 600 lbs

* export only

**Basic without accessories

BOOM SYSTEM		
Interchangeables Hydraulics Cylinders		125 mm / 57"
Optional cylinders		135 mm / 63"
FB28HD	Minimum Reach	4 000 mm / 158"
	Maximum Reach	8 500 mm / 336"
FB33	Minimum Reach	4 900 mm / 193"
	Maximum Reach	10 050 mm / 397"

LIFTING CAPACITY AT BARE PIN	
FB28HD	8 938 kg / 19 700 lbs
FB33	7 353 kg / 16 211 lbs





ELTEC

BY LOGGERS FOR LOGGERS



Technologies Élément PSW Inc

1117, rue des Manufacturiers

Val-d'Or (Québec) Canada J9P 6Y7

T. 819 825-1117 F. 819 825-7777

technologieselement.com